

bhc furniture
plan - manage - install


Hive

Design by Roger Webb Associates
Product Brochure

Hive

Award Winning Modular Furniture that Facilitates a Multitude of Spaces Through the Use of Easy to Assemble Modules

Different shapes can be configured through Hive, making every space unique to the needs of the environment. Adaptable and infinitely flexible, Hive has integrated technology including power modules and fixed or free-standing TVs and displays. Hive also flexes with a great selection of fabrics and finishes, to reflect the brand and culture of any space.





Hive

Flexible Furniture for Productive People

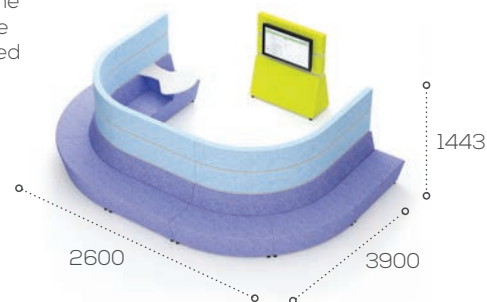
Example Configurations & Dimensions (mm):

Private pods with excellent noise reduction properties for collaboration or concentration



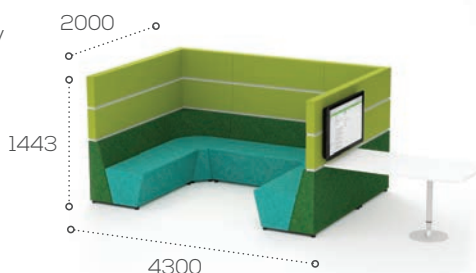
Weight: 306kg

Benches on both sides maximise the number of people that can be seated




Weight: 437kg

Multi-purpose meeting spaces with integrated TV and work surface for training and presentations



Weight: 355kg

Banquette style booths for working, meeting or eating




Weight: 149kg

Define social areas with flexible seating




Weight: 293kg

Varying the heights of the screens adds more versatility and interest



Weight: 192kg

An acoustic canopy with lighting creates a private space within an open environment.



Weight: 524kg

Complete your Hive design with integral work shelves




Weight: 339kg

Hive

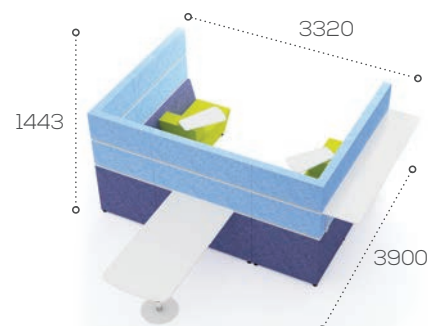
Example Configurations & Dimensions (mm):

Auditorium spaces with TV and work surfaces




Weight: 324kg

A combination of work surfaces and tables on both sides maximise the amount of work space



Weight: 424kg


Multi-purpose rectangular meeting pods



Hive screens establish different zones with no need to build walls




A dynamic sweeping shape creates a statement piece of furniture for communal spaces



Weight: 565kg

Simple curves create an elegant seating area



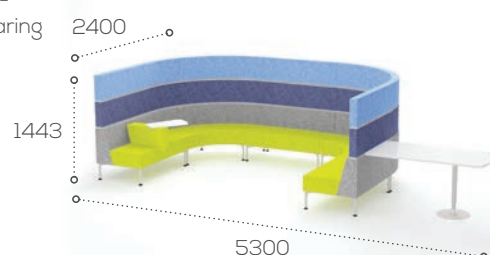
Weight: 124kg

Island units create informal waiting areas




Weight: 152kg

A semi-private U-shape meeting area aids team-working and sharing of ideas



Weight: 447kg



Hive

Specifications



Modular Design



Reconfigurable & Customisable



Acoustic Privacy




Visual Privacy



Work Surface Options



Lighting Options



Power Options



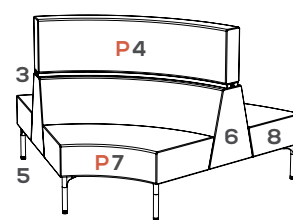
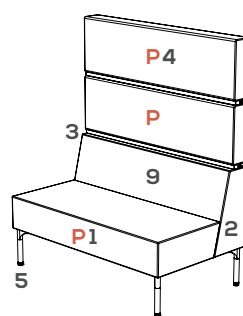
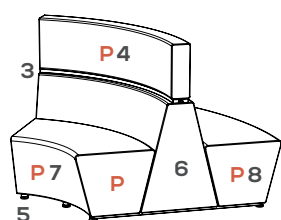
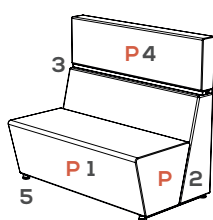
TV Bracket Option



Choice of Colours & Fabrics

Core Components

- Hive's versatility is based around just four modular components: Backs, Benches, Screens and Work Rails
- These modules can be curved or straight and are available in a choice of widths, with or without legs



- | | | |
|--------------|-----------------|-------------------|
| 1. Bench | 4. Top screen | 7. Internal bench |
| 2. Flat back | 5. Foot | 8. External bench |
| 3. Workrail | 6. Pyramid back | 9. Bottom screen |

P: Power position option

Integrated Technology

- Hive has been designed to integrate power modules and data points into a number of accessible positions
- Fixed or freestanding TVs and displays can be accommodated in a variety of configurations

Accessories

- Complete your Hive design with integral work surfaces and tables, with or without integral power units
- An acoustic canopy with lighting creates a private space within an open environment

Fabrics & Finishes

- Hive can be upholstered in a wide selection of fabrics and colours. The list of recommended fabrics can be found on our website: www.connection.uk.com/swatches/
- There are several top finishes for all work surfaces, also found on our website: www.connection.uk.com/swatches/
- Work rails have the ability to support a range of useful accessories and work surfaces



bhc furniture
plan - manage - install

BHC Furniture
1 St Mark Street,
London.
E1 8DA

Tel - 0207 264 1945
Fax - 0207 264 1947

www.bhcfurniture.co.uk