



## Famiglia

Design by PearsonLloyd

The Famiglia seating family includes a collection of low, mid, high back and lounge chairs that between them offer a choice of metal or wooden legs and 5-star bases.

These are complemented by a range of occasional and light work tables for informal or formal needs.



FMG101



FMG102



FMG103



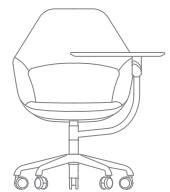
FMG202



FMG203



FMG206



FMG207



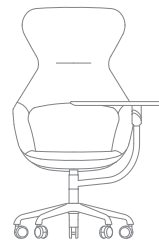
FMG302



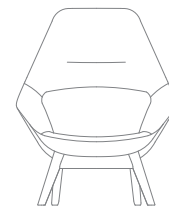
FMG304



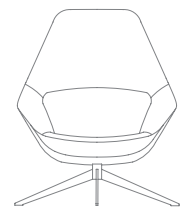
FMG306



FMG307



FMG403



FMG405



## Design PearsonLloyd

Luke Pearson and Tom Lloyd first met while studying Furniture Design and Industrial Design respectively, at London's prestigious Royal College of Art. They set up their multi award winning design studio in 1997.

Since then the studio has created stunning solutions for a variety of international clients from the aviation, workplace, urban design and healthcare sectors identifying and responding to shifting patterns of behaviour in contemporary life.

### Standard Features

(\* - Selected models only)

Moulded foam construction

Fully upholstered

Solid Beech frame with a clear finish\*

4 Star steel swivel blade base

Plastic glides\*

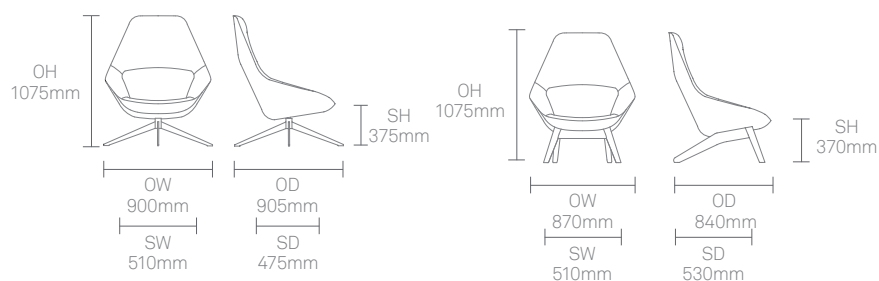
### Optional Features

Decorative Railroad stitch detail to perimeter seam

Two-tone upholstery.

Soft wheel castors\*

## Dimensions



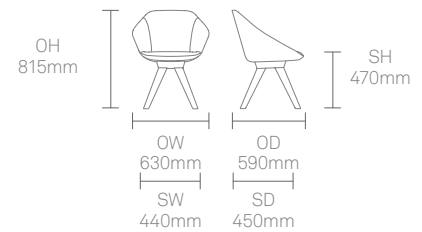
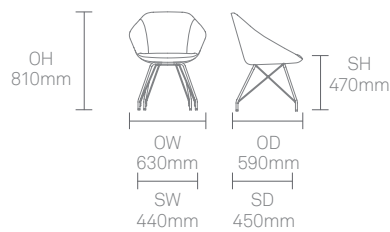
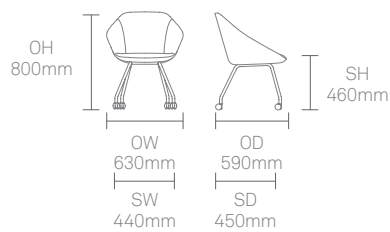
### Standard Features

- (\* - Selected models only)
- Moulded foam construction
- Fully upholstered
- Aluminium leg connector frame with solid Beech legs with a clear finish\*
- Tubular steel frame on 50mm hard wheel castors \*
- Tubular steel frame with wire supports
- Plastic glides\*

### Optional Features

- Decorative Railroad stitch detail to perimeter seam
- Two-tone upholstery.
- Soft wheel castors\*
- Plastic glides in Graphite\*
- Plastic glides with felt\*

## Dimensions



**Standard Features**

(\* - Selected models only)  
Moulded foam construction  
Fully upholstered  
Aluminium leg connector frame with solid Beech legs with a clear finish\*

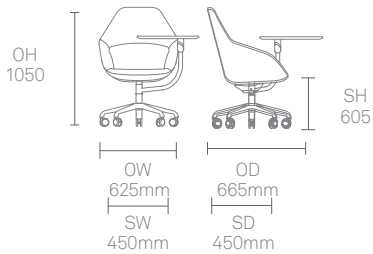
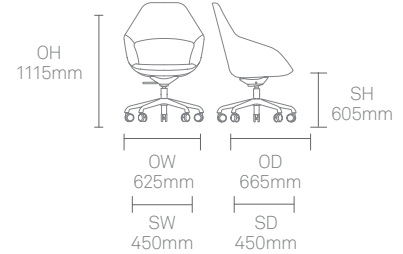
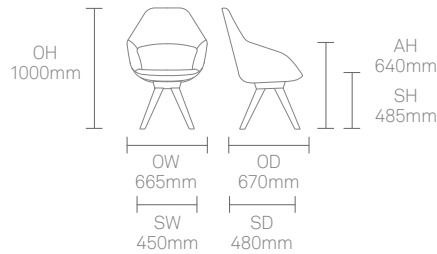
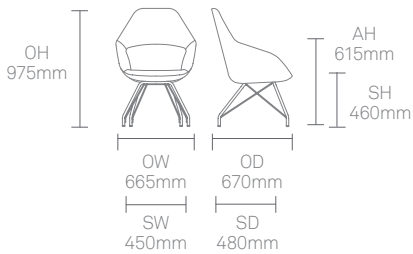
Tubular steel frame with wire supports  
5 Star Polished Aluminium base with dynamic free-floating seat tilt mechanism complete with height adjustment and upright locking\*

5-star polished Aluminium base with static yoke, swivel only and soft touch PU orbital, fold down work surface in Anthracite swivel only\*  
Swivel column in Anthracite\*  
Brushed steel gas unit\*  
Plastic glides\*  
50mm hard wheel casters\*

**Optional Features**

Decorative Railroad stitch detail to perimeter seam  
Two-tone upholstery.  
Soft wheel castors\*  
Plastic glides in Graphite\*  
Plastic glides with felt\*

**Dimensions**



**Standard Features**

- (\* - Selected models only)
- Moulded foam construction
- Fully upholstered
- Tubular steel frame with wire supports
- Tubular steel tilt frame

5 Star Polished Aluminium base with dynamic free-floating seat tilt mechanism complete with height adjustment and upright locking\*  
Aluminium base with static yoke, swivel only and soft touch PU orbital, fold down work surface in Anthracite swivel only\*

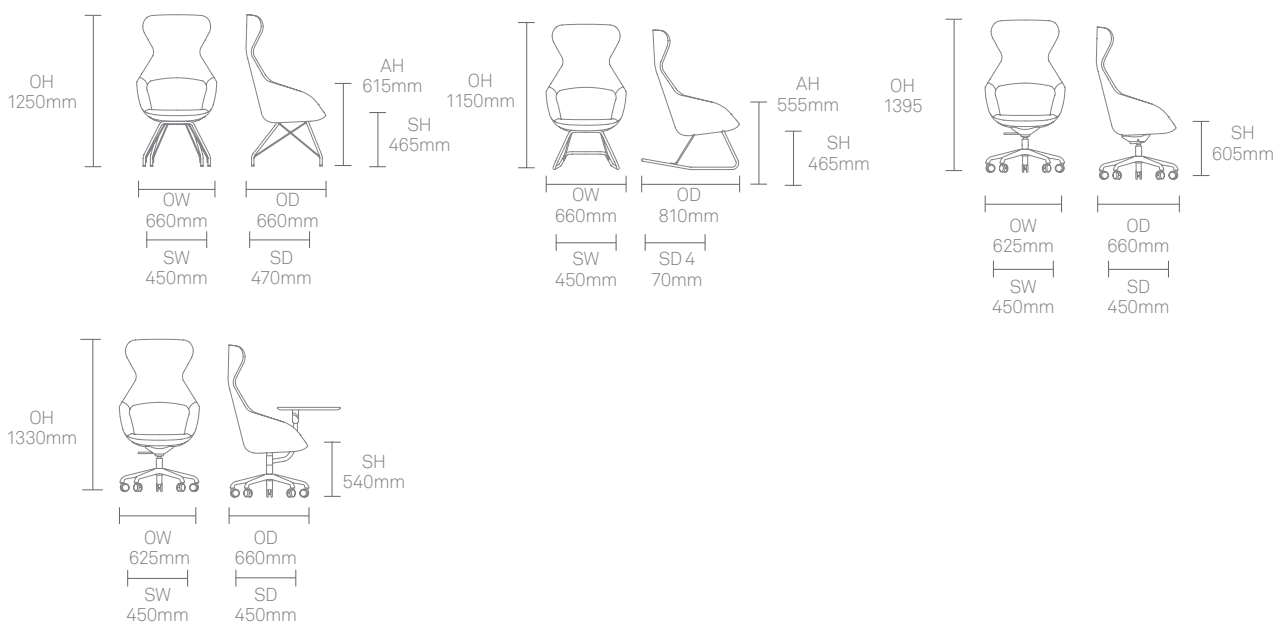
Swivel column in Anthracite\*

- Brushed steel gas unit\*
- Plastic glides\*
- 50mm hard wheel casters\*

**Optional Features**

- Decorative Railroad stitch detail to perimeter seam
- Two-tone upholstery.
- Soft wheel castors\*
- Plastic glides with felt\*

**Dimensions**



## Finish Options

Solid Ash legs and frame can be stained or colour washed

Tubular steel 4 leg frames are available in polished Chrome or Slate Grey powder coat

Tubular steel tilt frame available in Polished Chrome

4-star base finished in slate Grey powder coat\*

5-star base finished in polished Aluminium\*

Seat Mechanism finished in polished Aluminium\*

Swivel column finished in Anthracite\*

PU surface finished in Anthracite


### Frame Finishes



Polished Chrome/  
Aluminium\*



Slate Grey  
Powder Coat



Solid Beech\*

## Environmental Performance

### Material Content

Components are constructed of the following



**PU Foam**



**Solid Wood**



**Steel**

### Recycled Content

Contains up to 30.50% of Recycled Material



**Steel**

### Recyclability

The range is 100% recyclable

**100%**