



 probe lockers



 probe shelving



 probe cupboards and workstations



 probe mobile shelving



 probe library shelving



 probe cloakroom



 probe cabinets



 probe plastic lockers



Lockers

Solutions for every environment

BHC - Office Furniture Group

PROBE LOCKERS

BOX CLEVER

 **MEETS BS 4680:1996**
excluding size specification



QUALITY ASSURANCE

Probe Lockers are designed and manufactured in the UK, conforming to BS 4680:1996 'Standard Duty' (excluding size specification), ISO 9001:2000 and Environmental Management System ISO 14001:2004

Probe products are also manufactured in accordance with the Health & Safety certification OHSAS 18001

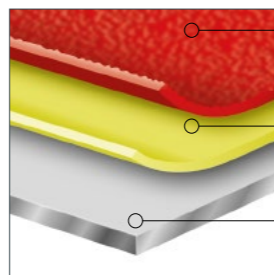
PROBE FIREZERO

Probe Steel Products are fire tested and approved in line with European Standard - EN 13501-1: 2007 +A1: 2009

SOLUTIONS WELL WORTH LOOKING INTO...

FULL HEIGHT STEEL LOCKERS

Stylish and secure storage solutions for your environment, lift the atmosphere with these bright and contemporary colours. Probe steel lockers are manufactured in the UK to the highest standards using **ACTIVECOAT** the high tech anti bacterial coating exclusive to Probe.



ACTIVECOAT
The hard wearing anti-bacterial powder coating for the most stringent hygienic environment.

IRON PHOSPHATE KEY COAT
This anti-rust, key coat bonds to the steel in readiness for the final active coating.

PREPARED STEEL SURFACE
Chemical cleaning ensures an ideal surface for further coatings.

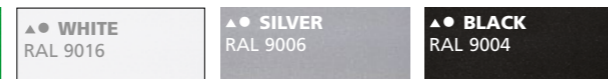
PROBE STANDARD COLOURS - WWW.PROBE-COLOURS.CO.UK

All Lockers are powder coated with **ACTIVECOAT** exclusive to Probe.

● = LOCKER DOOR COLOUR



▲ = LOCKER BODY COLOUR



Please note that due to printing restrictions colours represented may differ from original product. We recommend you request a colour swatch before ordering.

STRONG AND SECURE



100% power or store

These device charge and store lockers are only available with white body and red, blue, white or orange doors.

See pages 22-25 for full range.

NEW

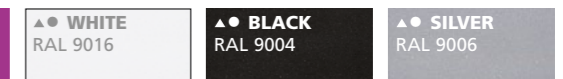
PROBE AUTUMN COLOURS - These colours are available, from stock, for 305mm wide lockers, other sizes may increase lead times.

All Lockers are powder coated with **ACTIVECOAT** exclusive to Probe.

● = LOCKER DOOR COLOUR



▲ = LOCKER BODY COLOUR



Please note that due to printing restrictions colours represented may differ from original product. We recommend you request a colour swatch before ordering.

CLEAN ENVIRONMENT STEEL

Keeping clean garments and soiled work overalls separate can often be a problem. The Clean and Dirty Locker solves this by providing a centre partition with a double coat hook to either side. Identical in overall size, the Uniforms Locker has three handy shelves to one side of the partition.

CLEAN & DIRTY LOCKER



- FULL WIDTH TOP SHELF
- DOUBLE COAT HOOKS PER COMPARTMENT
- CENTRAL DIVIDER TO SEPARATE CLEAN FROM DIRTY GARMENTS

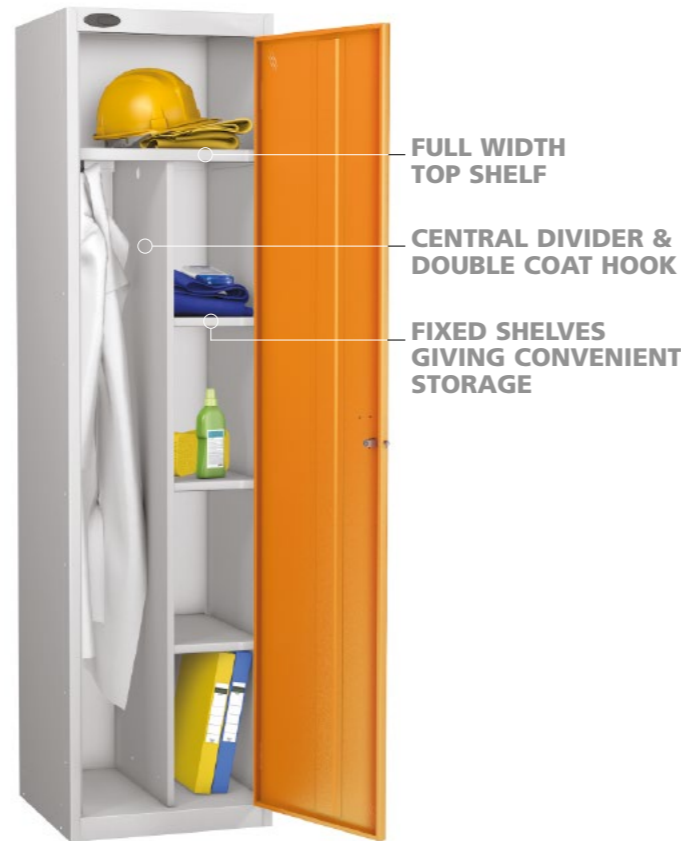
CLEAN & DIRTY LOCKER

Complete with full width internal top shelf 305mm high, vertical centre partition and two double coat hooks.

WIDTH 460mm
DEPTH 460mm
TOP COMPARTMENT HEIGHT 305mm



UNIFORM LOCKER



- FULL WIDTH TOP SHELF
- CENTRAL DIVIDER & DOUBLE COAT HOOK
- FIXED SHELVES GIVING CONVENIENT STORAGE

UNIFORMS LOCKER

Complete with full width internal top shelf 305mm high, vertical centre partition, double coat hook and a further three half width shelves.

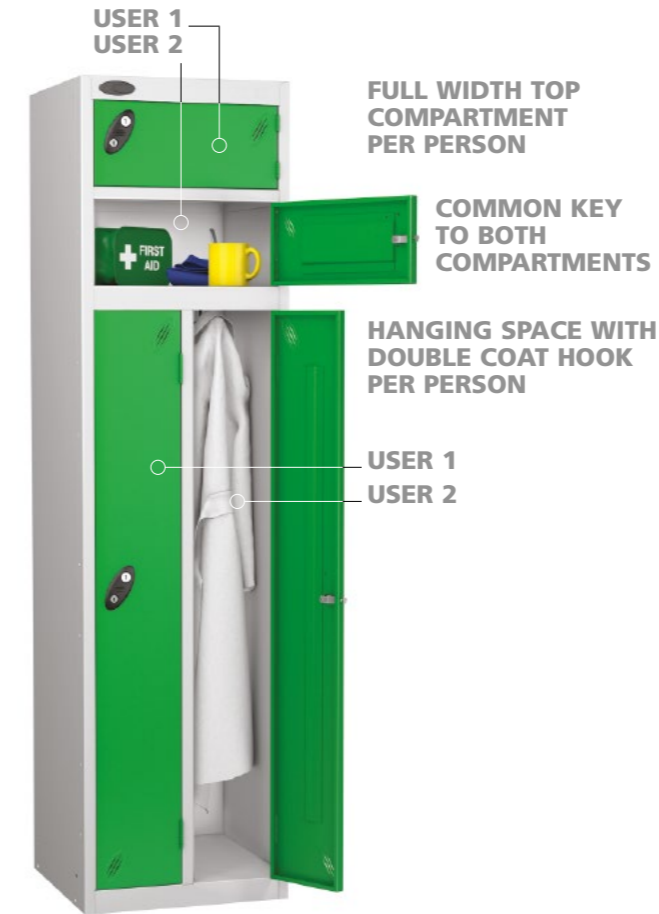
WIDTH 460mm
DEPTH 460mm
TOP COMPARTMENT HEIGHT 305mm

SPECIALIST & SPACE SAVERS

SEE PAGES 4 AND 5 FOR COLOUR OPTIONS



TWO PERSON LOCKER



- USER 1
USER 2
- FULL WIDTH TOP COMPARTMENT PER PERSON
- COMMON KEY TO BOTH COMPARTMENTS
- HANGING SPACE WITH DOUBLE COAT HOOK PER PERSON
- USER 1
USER 2

TWO PERSON LOCKER

Provides two sections per user with a common key to fit both. One, 180mm high, full width compartment at the top of the locker and a vertical compartment fitted with a double coat hook.

WIDTH 460mm
DEPTH 460mm
TOP DOOR HEIGHT 180mm



TWIN LOCKER



- TOP SHELF PER PERSON
- SLIM HANGING SPACE WITH DOUBLE COAT HOOK PER PERSON
- USER 1
USER 2

TWIN LOCKER

Each compartment comes with 305mm high internal top shelf and a double coat hook.

WIDTH 460mm
DEPTH 460mm
TOP COMPARTMENT HEIGHT 305mm

NON STANDARD SIZES

These larger lockers are ideal for storing bulky items of protective clothing or uniforms safe and secure.

HI CAPACITY LOCKER



ADJUSTABLE HANGING SHELF

HI CAPACITY
HEIGHT 1780mm
WIDTH 610mm
DEPTH 460mm

ADJUSTABLE SHELF



POLICE LOCKER

The Probe Police Locker is designed specifically to accommodate personal body armour and each compartment includes a top shelf and double coat hook.

WIDTH 460mm
DEPTH 550mm



GARMENT HANDLING

SEE PAGES 4 AND 5 FOR COLOUR OPTIONS



SINGLE SERVICE DOOR
Allowing access to all inner compartments.



INDIVIDUAL ACCESS
All compartments have a unique key for individual user access.

GARMENT DISPENSERS

A single service door provides access to all the inner compartments of these Garment Dispensers enabling the distribution of clean garments, towels etc. Individual compartments remain secure and require keyed access.



GARMENT COLLECTOR

This 'post box' style locker is for the hygienic collection of soiled garments. All Probe steel lockers are coated with **ACTIVECOAT** the high tech anti bacterial coating exclusive to Probe.



SMALL COMPARTMENT LOCKERS

When space is at a premium these Multi Compartment Lockers offer greatly increased compartments for the Locker footprint. They can be the perfect solution to storing personal effects, electronic devices like phones and laptops or just about anything you need to lock away.

SMALL BUT MIGHTY



1 FULL HEIGHT 16 COMPARTMENT

This full height small compartment locker from probe offers efficient use of space when storing small items like keys, phones and wallets.

SIZE
HEIGHT 1780mm
WIDTHS 305 & 380mm
DEPTHS 305, 380 & 460mm
COMPARTMENT CLEAR ENTRY
HEIGHT 90mm

WALL MOUNTED OR STACKABLE

2 MINIBOX 8 DOOR SLIM

This Locker has EIGHT individual compartments and can be wall mounted or stacked to create a wall of handy sized compartments.

SIZE
HEIGHT 410mm
WIDTH 900mm
DEPTH 230mm

COMPARTMENT CLEAR ENTRY
WIDTH 155mm
HEIGHT 155mm

3 PERSONAL EFFECTS WALLET LOCKER

This slim wallet locker from probe offers convenient safe storage of small items like keys, wallets and cameras. This locker comes with a sloping top as standard.

SIZE
HEIGHT 1000mm
WIDTH 250mm
DEPTH 180mm

COMPARTMENT SIZE
HEIGHT 90mm
WIDTH 192mm
DEPTH 180mm

4 QUARTOS

Quartos have been designed for use individually, bolted together in blocks or to complement other locker combinations by acting as linking bridges or extra top lockers.

SIZE
HEIGHT 480mm
WIDTH 305mm
DEPTHS 305, 460mm

COMPARTMENT CLEAR ENTRY
WIDTH 241mm
HEIGHT 380mm

KEEP YOUR VALUABLES SAFE

SEE PAGES 4 AND 5 FOR COLOUR OPTIONS

MEETS BS 4680:1996
 excluding size specification



5 CUBE LOCKERS

Use these handy lockers as multi-purpose storage units. Offered in three standard sizes they are supplied pre-drilled for bolting together in blocks as needed.

CUBE SIZE	CLEAR ENTRY
305 ³	250mm
380 ³	300mm
460 ³	350mm

6 LOW LOCKERS

Low Lockers are ideal for nursery, infant and junior schools. Available in 1, 2 and 3 door versions. The Single Door Low Locker includes a top shelf and double coat hook.

WIDTH 305mm
DEPTHS 305 & 460mm

7 LOW 3/4 LOCKER

The Low 3/4 Locker fills the gap between standard low lockers and full height lockers.

WIDTH 305mm
DEPTH 305 & 460mm

NEW

8 MINIBOX 20 DOOR DEEP

This Locker has twenty individual compartments and can be stacked to create a wall of compartments.

SIZE
HEIGHT 940mm
WIDTH 900mm
DEPTH 380mm

COMPARTMENT CLEAR ENTRY
WIDTH 155mm
HEIGHT 155mm

Lock types L and H are not compatible with this locker.



PROBE autumn colours

These great new colours have been introduced to give you even more choice. There are five fresh door colours to choose from and the choice of black, white or silver body colours. These lockers have all the same quality features as the existing Probe range so you can be sure of a long lasting storage solution.

- AIR VENT SYSTEM ON EACH DOOR
- 5 KNUCKLE HINGES
- WELDED INTERNAL DOOR STRENGTHENER
- THROUGH FRAME LOCKING
- 10 MICRO SPRUNG DISC LOCK
- SLOPING TOP OPTION



MEETS BS 4680:1996
excluding size specification



PROBE FIRE ZERO
EN 13501-1: 2007+A1: 2009

PROBE AUTUMN COLOURS - These colours are available, from stock, for 305mm wide lockers, other sizes may increase lead times. All Lockers are powder coated with **ACTIVECOAT** exclusive to Probe.

● = LOCKER DOOR COLOUR

▲ = LOCKER BODY COLOUR

● ORANGE RAL2003	● OCEAN RAL5024	● JADE RAL6021	● LEMON RAL1016	● LILAC RAL4008	▲ WHITE RAL 9016	▲ BLACK RAL 9004	▲ SILVER RAL 9006
----------------------------	---------------------------	--------------------------	---------------------------	---------------------------	----------------------------	----------------------------	-----------------------------

Please note that due to printing restrictions colours represented may differ from original product. We recommend you request a colour swatch before ordering.

These sophisticated lockers add a new level of style to contemporary spaces, from office to school, retail to leisure. We offer these beautiful and durable satin finish doors to our sturdy steel body lockers, in 1,2,3 & 4 compartment options.



150mm

OPTIONAL SLOPING TOP

Please request when ordering.

The optional sloping top, prevents the accumulation of rubbish.

END PANELS TO MATCH

End panels can be supplied to compliment the doors for either end of a locker run or for individual lockers.

STRENGTH AND STYLE

The doors and end panels comprise of a sturdy 18mm MFC core laminated in a choice of fifteen contemporary colours.

NUMBERING SYSTEM

Available at additional cost. **Number plates will be recessed into door if ordered with lockers.**

SOFT CLOSE HINGES

Hinges open through a wide 164° for ease of access and are damped for soft closure.

AVAILABLE DEPTHS
315mm
390mm
470mm

AVAILABLE WIDTHS
305mm
380mm

STOCK DOOR COLOURS - SATIN

WHITE	GREY	ANTHRACITE	SEA BLUE	JAFFA ORANGE
-------	------	------------	----------	--------------

NON STOCK DOOR COLOURS - SATIN - Price on application, minimum order quantity dependent on door size.


CARIBBEAN	TURQUOISE	MINT	GREEN APPLE	LIMETTE
LIGHT LILAC	CORAL RED	LIGHT BEIGE	MOCHA	BLACK

Please note that due to printing restrictions colours represented may differ from original product. We recommend you request a colour swatch before ordering.

Probe offer five durable timber effect finishes plus two single colours, to a standard steel body, in 1,2,3 & 4 compartment Lockers.



MDF CORE LAMINATED DOORS



EASY ACCESS SOFT CLOSE HINGES

Hinges open through a wide 164° for ease of access.

TIMBER* END PANEL

Optional.

SECURITY

These robust Locks from Probe offer the usual high quality locking mechanisms found in the rest of the range.

EASY ACCESS

Hinges open through a wide 164° for ease of access.

*DURABLE TIMBER EFFECT FINISH

with 2mm PVC edging.



FREE ON-SITE ADVICE

AVAILABLE COLOURS

All steel components are powder coated with **ACTIVECOAT** exclusive to Probe. *Wood effect. Due to printing restrictions colours represented may differ from original product. We recommend you request a colour swatch before ordering.



EDUCATION LOCKERS...

Probe Lockers offer colour options for every environment, from pre-school to college. From a simple cube to laptop charging lockers the sheer variety available puts Probe at the top of every schools list for storage requirements.

SEE PAGES 38-39 FOR
MORE CLOAKROOM OPTIONS

PROBE  **ZERO**
EN 13501-1: 2007+A1: 2009



MEETS BS 4680:1996
excluding size specification



EDUCATION STORAGE

Probe have many years of experience surveying educational facilities then manufacturing, supplying and installing storage solutions into schools, colleges and Universities across the UK.



- All doors secured by **solid sturdy hinges**
- Robust and **sturdy construction**
- A wide **variety of locking solutions** available (see pages 50-51 for details)



100% power or just store
See pages 22-25 for full range.

1. ULTRABOX PLASTIC

Ideal for **wet or humid** environments. Can be specified with additional weather sealing to make a **waterproof** locker suitable for outdoor use.

SEE PAGES 26-29



2. STANDARD STEEL

Stylish and secure storage solutions, lift the atmosphere with these bright and contemporary colours. Probe steel lockers are manufactured in the UK to the highest standards using **ACTIVECOAT** the high tech anti bacterial coating exclusive to Probe.

SEE PAGES 4-5

3. CHARGING

Probe offer a comprehensive range of charging and storage lockers for a variety of smart devices. There's a smart device solution to suit your needs.

SEE PAGES 22-25

NEW

4. QUARTOS & CUBES

Use these handy lockers as multi-purpose storage units. They are supplied pre-drilled for bolting together in blocks or to complement other locker combinations by acting as linking bridges or extra top lockers.

SEE PAGES 10-11

NURSERY TO UNIVERSITY



- **Waterproof** lockers available
- Great **range of sizes and styles**
- All charging units are tested: **BS 6396:2008***
*Tested and passed using as a principle: BS 6396:2008



THE FUTURE IS BRIGHT
THE FUTURE IS BRIGHT

5. LOW

Low Lockers are ideal for nursery, infant and junior schools. The Single Door Low Locker, not pictured here, includes a top shelf and double coat hook.

HEIGHT 1210mm
WIDTH 305mm
DEPTHS 305 & 460mm

6. LOW 3/4 LOCKER

The Low 3/4 Locker fills the gap between standard low lockers and full height lockers.

HEIGHT 1350mm
WIDTH 305mm
DEPTHS 305 & 460mm

NEW

7. SHOCKBOX

Probe offer their high quality steel lockers with 10mm solid grade laminate overlay and inset doors (overlay pictured).

SEE PAGES 30-33

8. ZENBOX ALUMINIUM

Probe Zenbox Aluminium lockers with solid grade laminate doors are the perfect choice for demanding, **wet or humid** environments such as Leisure Centres, Swimming Pools, Schools, Gyms, Spas, Health Centres and the NHS.

SEE PAGES 34-37



NEW

LAPBOX charge or just store

Probe offer a comprehensive range of charging and storage lockers for a variety of smart devices. You can choose from **powered** or **non-powered**, mobile or static, there's a smart device solution to suit your needs.



Features & benefits

- All available **charging** or **non-charging/store**
- Great **range of sizes and styles** available
- All charging units are tested: **BS 6396:2008***
- Doors secured by a **solid sturdy hinge**
- Robust and **sturdy steel construction**
- Lock covers allow for numbering on every door for **easy identification**
- A wide **variety of locking solutions** are available (see page 50-51 for details)
- Rear **perforated panel** for **heat dissipation**

*Tested and passed using as a principle: BS 6396:2008





DOOR COLOURS	BLUE Similar to RAL 5019
	RED Similar to BS 04 E53
	ORANGE RAL 2003
	WHITE RAL 9016

BODY COLOUR WHITE

 integral 2.1amp USB socket available

charge and store all your devices
confidently, safely and securely



Please note that due to printing restrictions colours represented may differ from original product. We recommend you request a colour swatch before ordering.

four fresh door colours...

*Please consider the charging plug when ascertaining if your device will fit in the locker compartment.

TABBOX charge or just store

Charging and storage lockers for smaller devices. You can choose from **powered** or **non-powered**, mobile or static, there's a smart device solution to suit your needs. All powered units are available with or without USB sockets. Windows are available on all units excluding single door options.



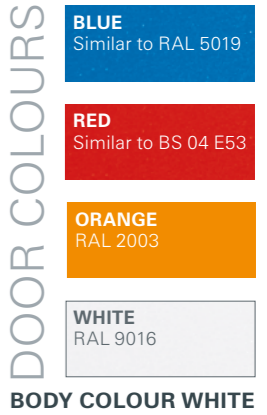
charge and store smaller devices such as phones, tablets, body cams etc.



Features & benefits

- All available **charging** or **non-charging/store**
- Great **range of sizes and styles** available
- All charging units are tested: **BS 6396:2008***
- Doors secured by a **solid sturdy hinge**
- Robust and **sturdy steel construction**
- Lock covers allow for numbering on every door for **easy identification**
- A wide **variety of locking solutions** are available (see page 50 for details)
- Rear **perforated panel** for **heat dissipation**

*Tested and passed using as a principle: BS 6396:2008



integral 2.1amp USB socket available

VISION PANEL
Available at additional cost.



Please note that due to printing restrictions colours represented may differ from original product. We recommend you request a colour swatch before ordering.

four fresh door colours...

*Please consider the charging plug when ascertaining if your device will fit in the locker compartment.

ULTRABOX[®] PLASTIC LOCKERS



- ▶ NO ON-SITE ASSEMBLY
- ▶ VANDAL RESISTANT
- ▶ RUST PROOF
- ▶ 10 YEAR GUARANTEE††
- ▶ WATERPROOF*
- ▶ ANTI-BACTERIAL
- ▶ ONE PIECE DESIGN FOR A NEATER FINISH AND SPEEDY INSTALLATION



†Terms and conditions apply, for details see www.probe-manufacture.co.uk

AVAILABLE COLOURS FOR ULTRABOX LOCKERS

DOOR COLOUR



BODY COLOUR



Please note that due to printing restrictions colours represented may differ from original product. We recommend you request a colour swatch before ordering.



NO ASSEMBLY REQUIRED



ULTRABOX®


STYLE, INDOORS OR OUTSIDE*

*If sheltered from direct rain



ULTRABOX PLUS⁺

PERFORMS IN THE MOST CHALLENGING ENVIRONMENTS



**ULTRABOX INCLUDES
LOCKS TYPE 2 OR 3**
Request lock type at time of ordering.
See page 51 for lock options.



SEAL OUT THE WEATHER

WATERPROOF SEAL, PLUG AND LOCK GASKET MAKES THE ULTRABOX PLUS FULLY WATERPROOF

WATERPROOF DOOR SEAL



WATERPROOF DRAIN HOLE PLUG

WATERPROOF LOCK AND GASKET

**ULTRABOX PLUS INCLUDES
WATERPROOF LOCKS TYPE 2 OR 3**
Request lock type at time of ordering.
See page 51 for lock options.



SHOCKBOX laminate doors

Probe offer their high quality steel lockers with 10mm solid grade laminate **overlay and inset doors** (overlay pictured).



OPTIONAL SLOPING TOP PICTURED



NUMBERING SYSTEM

Available at additional cost.

Number plates will be recessed into door if ordered with lockers.

LOCK OPTIONS

See pages 50-51 for a wide range of lock options.

HINGE SECURING PLATE

This strong hinge incorporates an integral securing plate which clamps the door to the hinge giving added security.


HIGH SECURITY WELDED COMPARTMENT DIVIDER INCORPORATING INTERNAL DOOR STOP AND SILL

NEW 180° OPENING

This strong hinge offers 180° wide opening.


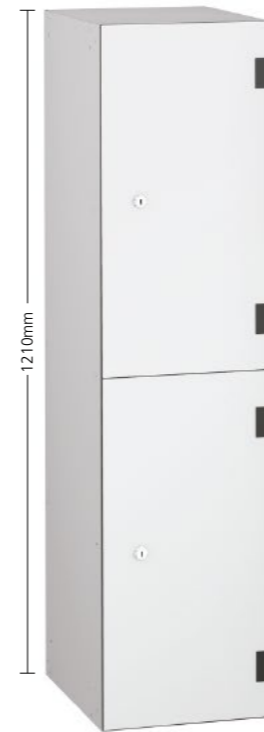


AVAILABLE IN 1, 2, 3 AND 4 TIER



NEW 180° OPENING HINGE

This hinge offers unparalleled levels of access to each compartment making full use of clear entry.



END PANELS TO MATCH THE DOORS

End panels can be manufactured to add on to the end of locker runs or to the side of each individual locker if required.



STOCK DOOR COLOURS Body colour will be supplied Silver.



NON STOCK COLOURS Subject to minimum quantity of 30 doors per colour. Hundreds of other colours available from alternative Laminate manufacturers.



Please note that due to printing restrictions colours represented may differ from original product. We recommend you request a colour swatch before ordering.



SOLID GRADE LAMINATE WITH FIRE CLASSIFICATION AVAILABLE AT ADDITIONAL COST

Tested for spread of flame across its surface and to classify the surface according to the test given in British Standard 476 : Part 7 : 1997. In accordance with the class definitions specified in the Standard, the test results show that the product tested has a Class One Surface Spread of Flame. Other fire classifications are available on request. For fire rated applications please contact your Probe distributor for information.

Formica and the Formica anvil device are registered trademarks of The Diller Corporation.



ZENBOX^{AL} aluminium



Probe Zenbox Aluminium lockers with solid grade laminate doors are the perfect choice for demanding, wet or humid environments such as Leisure Centres, Swimming Pools, Schools, Gyms, Spas, Health Centres and NHS.



ALL ALUMINIUM BODY

This strong, lightweight and corrosion proof material is perfect for areas that may encounter water or high humidity.

ALUMINIUM EXTRUDED FRAME

The frame extrusions add strength and stability to the body and hinges.

HEAVY DUTY HINGES

These heavy duty self-closing hinges are fixed through the doors for maximum strength and durability.

SOLID GRADE LAMINATE DOORS

Super strong and stylish doors available in many contemporary colours.

DESIGNED FOR NESTING

These lockers fit flush together with no unsightly gaps perfect for nesting.

1803mm

AVAILABLE DEPTHS
400mm
450mm
500mm

AVAILABLE WIDTHS
300mm
400mm

Features & benefits

- **Aluminium body** with reduced radius corners give **full width shelf** to back of locker.
- Aluminium shelves, fixed firmly into position **adding rigidity** to the locker
- Doors manufactured from **10mm Solid Grade Laminate**
- Suitable for **wet, humid** or **dry** environments 💧
- A stylish solution with **plant on doors** giving a **flush finish** and no visible frames
- **Heavy duty self-closing hinges** engineered to prevent the doors opening across adjacent compartment
- A range of **quality engineered locks** available for **wet, humid** or **dry** environments - see pages 50-51 💧
- All lockers are supplied **fully assembled** and can be nested side by side with **no visible gaps**
- Extruded aluminium frames **engineered for added strength** and stability





AVAILABLE IN 1, 2, 3 AND 4 TIER

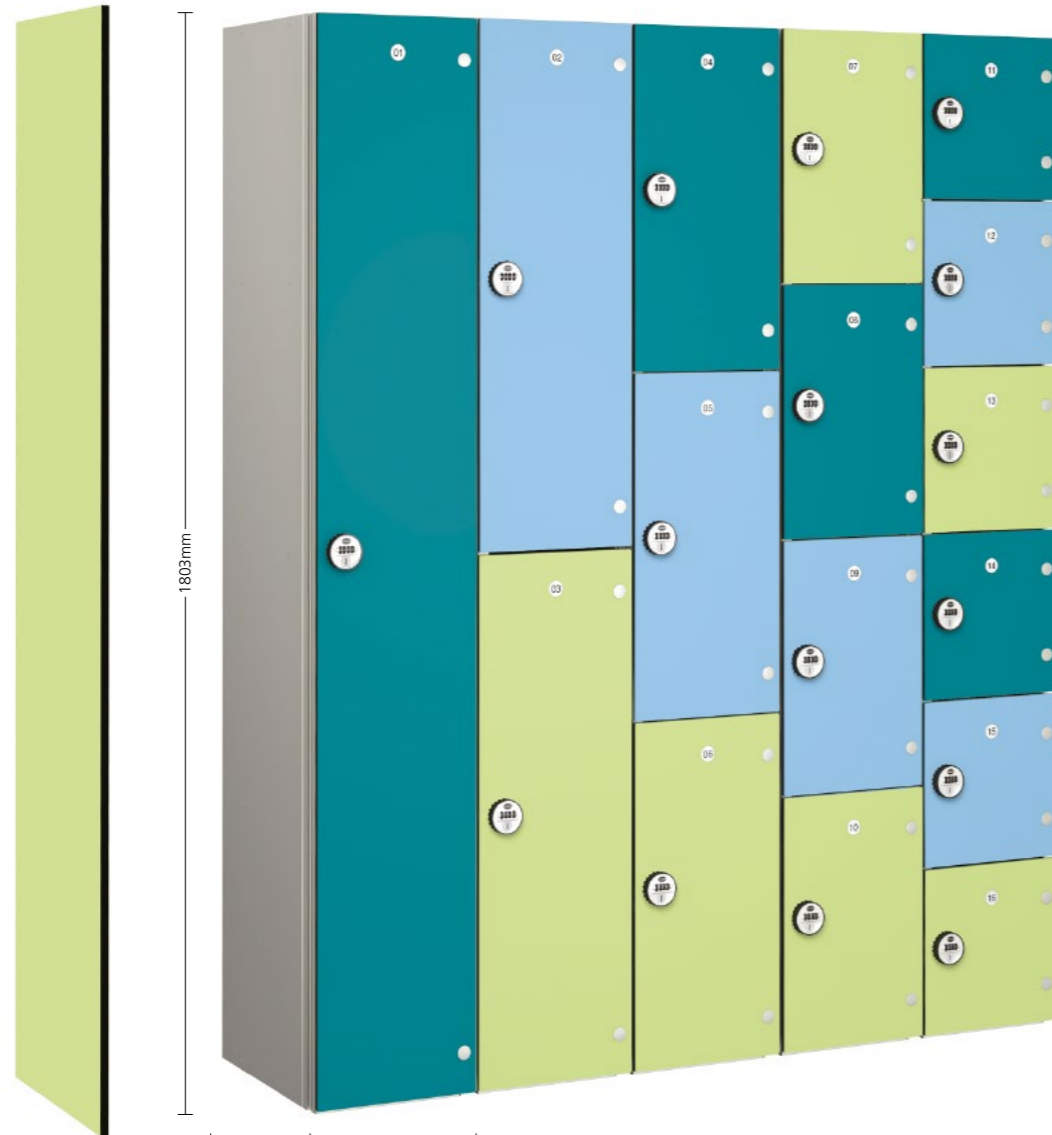
Single and two tier doors subject to minimum quantity.

END PANELS TO MATCH THE DOORS

End panels can be manufactured to add on to the end of locker runs or to the side of each individual locker if required.

EXTENSIVE RANGE OF LOCKS

A full range of locks available including **wet area locks** (see pages 50-51)



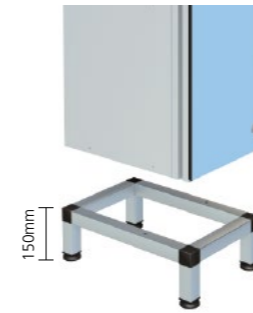
AVAILABLE DEPTHS
400mm
450mm
500mm

AVAILABLE WIDTHS
300mm
400mm



LOCKER SUPPORT STANDS - ALUMINIUM

Locker support stands raise lockers off the floor, reducing impact damage and making cleaning easier. Manufactured from 25mm square aluminium section they are ideal for wet environments.




ADJUSTABLE FEET

All support stands come with adjustable feet for sloping floors.



LOCKER STAND PLINTHS


Locker stand plinths are manufactured using 12mm Solid grade laminate (SGL) to match or contrast with the locker doors.



CONCEALED HINGE

SEATS AND STANDS - ALUMINIUM

Colour coded Solid Grade Laminate seat and Aluminium framework form a bench seat in front of the locker, allowing full access to the locker. All units come complete with adjustable levelling feet.



ADJUSTABLE FEET

All seats and stands come with adjustable feet for sloping floors.




LOCKER SEAT PLINTHS

Locker seat plinths are manufactured using 10mm solid grade laminate (SGL) to match or contrast with the locker doors.



SELF CLOSING HINGE



FLUSH FRAME FOR ZERO GAP



SLOPING TOP

Sloping tops are a good way of preventing litter, bags and other items being left on top of the lockers. The sloping top also makes cleaning easier. Sloping tops are essential in hygiene – sensitive applications such as the NHS or food preparation.



OPTIONAL INSET NUMBER PLATES

Request when placing order.

STOCK DOOR COLOURS

Body colour will be supplied Silver.



NON STOCK COLOURS

Subject to minimum quantity of 30 doors per colour. Hundreds of other colours available from alternative Laminate manufacturers.



Please note that due to printing restrictions colours represented may differ from original product. We recommend you request a colour swatch before ordering.



SOLID GRADE LAMINATE WITH FIRE CLASSIFICATION AVAILABLE AT ADDITIONAL COST

Tested for spread of flame across its surface and to classify the surface according to the test given in British Standard 476 : Part 7 : 1997. In accordance with the class definitions specified in the Standard, the test results show that the product tested has a Class One Surface Spread of Flame. Other fire classifications are available on request. For fire rated applications please contact your Probe distributor for information. Formica and the Formica anvil device are registered trademarks of The Diller Corporation.

PREMIUM CLOAKROOM

Probe offers this comprehensive range of easy install Cloakroom units to compliment its vast range of Lockers. A wide choice of options and accessories ensure you will find a solution for your environment. All units are available in a choice of six exciting colours to match your interior colour scheme.

SEE CLOAKROOM LITERATURE FOR THE FULL RANGE

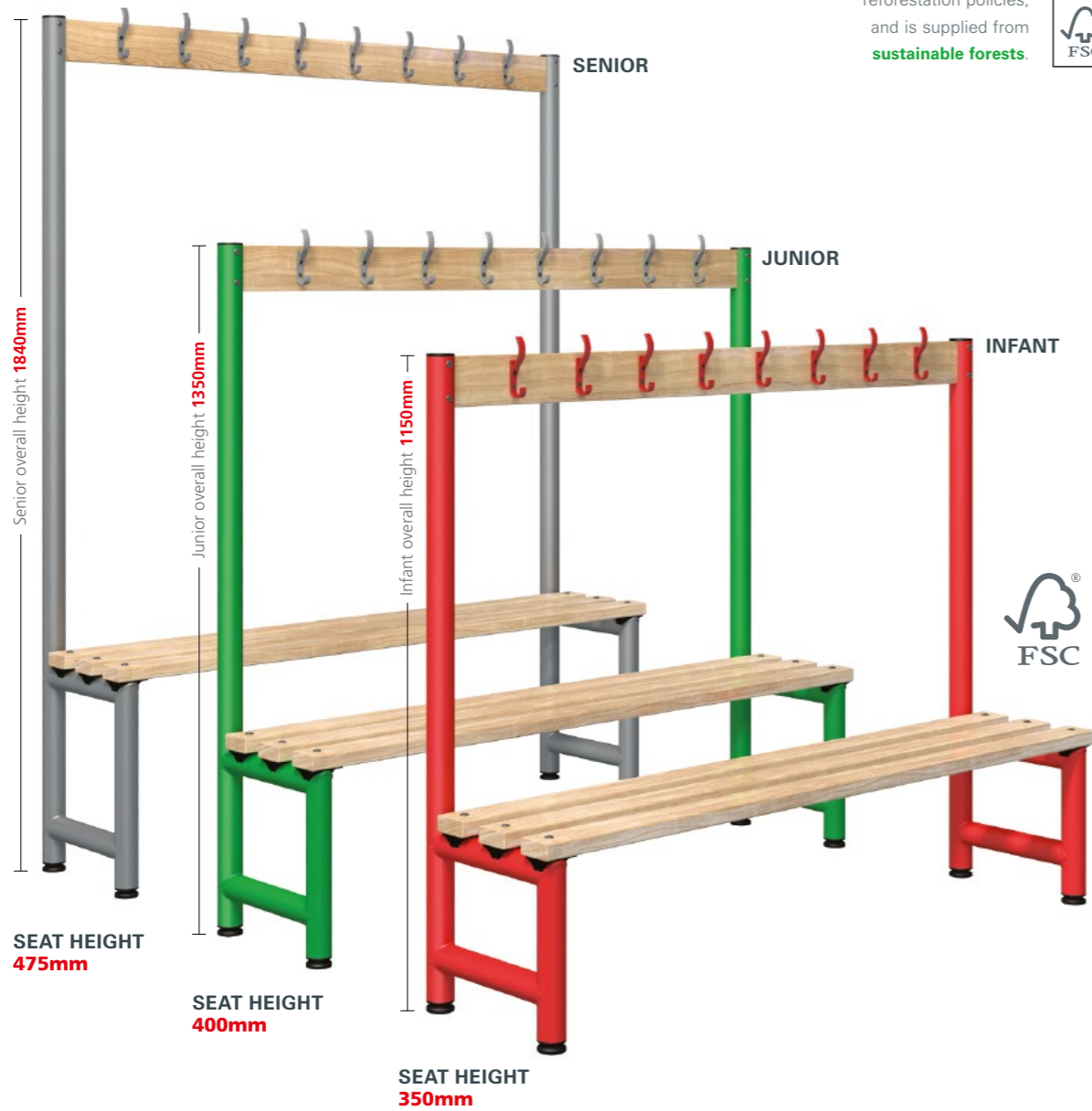
FOOD GRADE POLYMER SLATS

Manufactured with the same high performance anti-bacterial elements that go into all **ACTIVECOAT** powder coatings from Probe.



SOLID TIMBER (ASH)

All our timber comes from suppliers with positive reforestation policies, and is supplied from **sustainable forests**.



UNDER BENCH BASKETS



TWO BASKET TYPES AVAILABLE
Ideal for individual under bench storage keeping floors clear of clutter.

UNDER BENCH SHELF



SOLID TIMBER OR POLYMER
Maximise storage space with these robust under bench shelves.

THREE LENGTHS



1M 1.5M 2M
All unit lengths are available in solid timber or food grade polymer.

VERSATILE RANGE



TYPE A



WALL HOOK STRIP

Both polymer and timber available.

TYPE B



BENCH

Single sided available with polymer or timber slats.

TYPE B



BENCH

Double sided available with polymer or timber slats.

TYPE C



LOW SEAT

Single sided available with polymer or timber slats.

TYPE D



HOOK BENCH

Double sided available with polymer or timber slats.

TYPE D



HOOK BENCH

Single sided available with polymer or timber slats. Shown with under bench shelf.

TYPE C



LOW SEAT

Double sided available with polymer or timber slats.

TYPE G



OVERHEAD HANGING BENCH

Single sided available with polymer or timber slats and anti-theft hangers.

TYPE G



OVERHEAD HANGING BENCH


Double sided available with polymer or timber slats and anti-theft hangers.

Units maybe supplied in component format including all necessary fixings (excludes wall and floor fixings). All sizes nominal. We reserve the right to alter design and specification without prior consent.

LEISURE LOCKERS DRY

SEE PAGES 4 AND 5 FOR COLOUR OPTIONS

OPTIONAL SLOPING TOP
Please request when ordering.
 The optional sloping top, prevents the accumulation of rubbish and is available, on all standard 1780mm high lockers, at an additional cost.



SECURITY LOCKS
 The Probe standard lock has a micro sprung 10 disc lock featuring 3000 serial combinations - all exclusive to Probe.

SIZE & STYLE
 Probe Lockers are available in a large range of sizes, colours and door configurations to accommodate your changing room requirements.

SEATS AND STANDS
 Further seats and stands are available. See page 46 for more details.

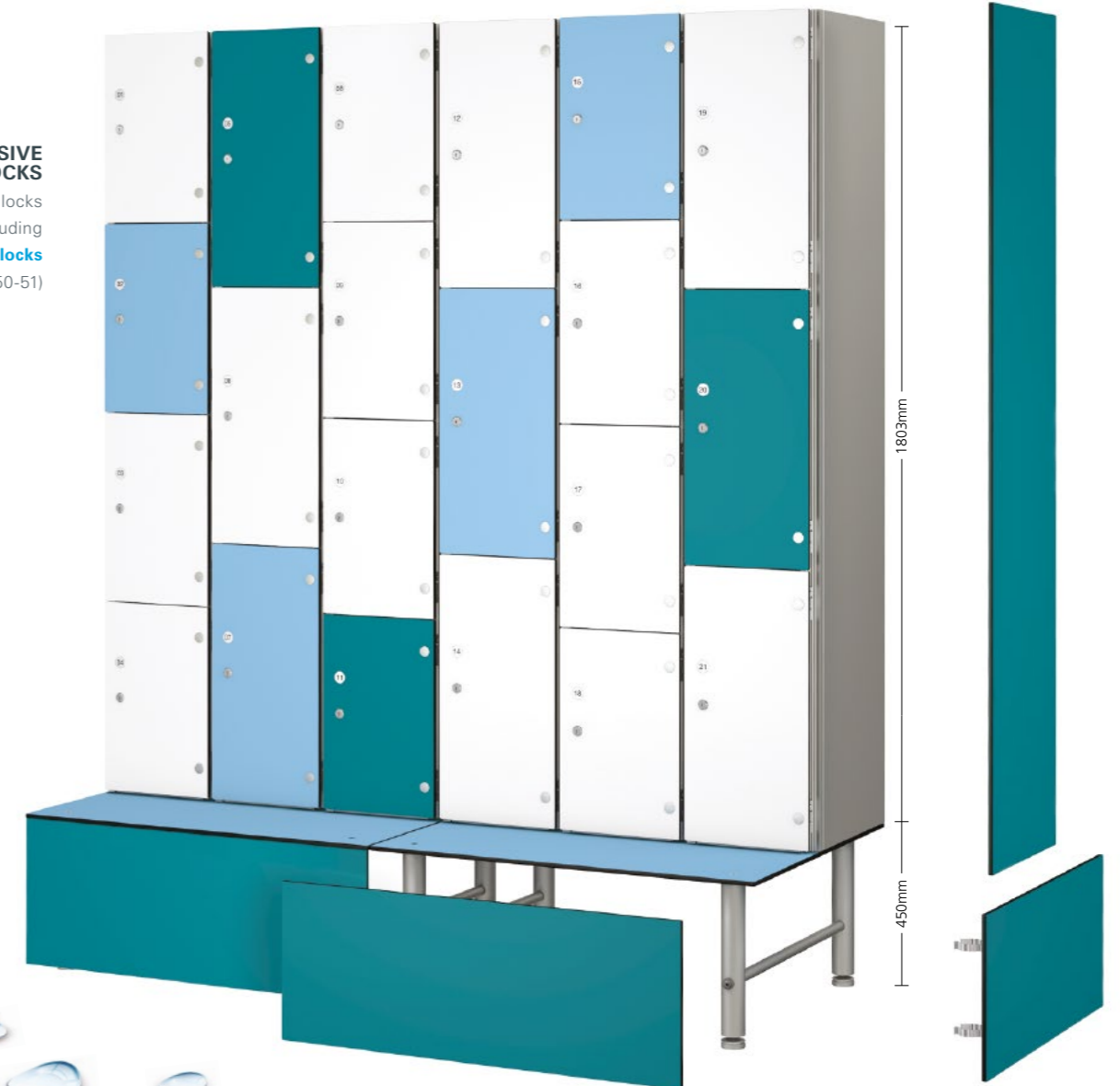
LEISURE LOCKERS WET

SEE PAGES 4 AND 5 FOR COLOUR OPTIONS

SLOPING TOP
 Sloping tops are a good way of preventing litter, bags and other items being left on top of the lockers. The sloping top also makes cleaning easier. Sloping tops are essential in hygiene – sensitive applications such as the NHS or food preparation.



EXTENSIVE RANGE OF LOCKS
 A full range of locks available including **wet area locks** (see pages 50-51)



END PANELS TO MATCH THE DOORS
 End panels can be manufactured to add on to the end of locker runs or to the side of each individual locker if required.

CHANGING
 Changing areas for leisure and sport need to be versatile to accommodate a wide range of activities - Probe Lockers will provide security for the user's belongings and equipment. **Sloping Top Lockers, Locker Seats and Stands, Locker Stands and Freestanding Benches** were designed for use in these areas.

ZENBOX^{AL} aluminium
 SEE PAGES 34-37 FOR FULL RANGE



Probe have a long history in successfully supplying lockers to suit the retail sector. From clear view lockers to control stock theft to multi compartment pods to maximise available space Probe have the solution.

ANTI STOCK THEFT



1



2



3



4



5

power
or just
store



6



7



8

1 CLEAR DOOR

Clear Door Lockers offer complete in-locker visibility for the highest level of security. Incorporating a welded plinth between each compartment for added strength. Available in 2-6 door.

2 CLEAR VIEW

These Clear View Lockers offer a very sturdy and secure solution to those environments where high in-locker visibility is desired coupled with a high level of security. Incorporating a welded plinth between each compartment for added strength and security. Available in 1-6 door.

3 BRANDED

Stylish and secure steel lockers, branded in corporate colours*. Probe steel lockers are manufactured in the UK to the highest standards using **ACTIVECOAT** the high tech anti bacterial coating exclusive to Probe. **SEE PAGES 4-5**

*Subject to minimum quantity.

4 DEVICE CHARGING

Probe offer a comprehensive range of charging and storage lockers for a variety of smart devices. There's a smart device solution to suit your needs. **SEE PAGES 22-25**

5 SCANNER CHARGING

From scanners to iPads, probe have a charging solution for the job. **SEE PAGES 22-25**

6 MEDICAL

Probe offer a full range of storage solutions tailored specifically for the safe keeping of medical supplies. Please request specific literature from your Probe dealer.

7 COLOUR CODED

Choose your company colours or just match your environment*. Probe steel lockers are manufactured in the UK to the highest standards using **ACTIVECOAT** the high tech anti bacterial coating exclusive to Probe. **SEE PAGES 4-5**

*Subject to minimum quantity.

8 PODBOX

These unique Locker Pods from Probe are designed to maximise compartment numbers in your locker room. **SEE PAGES 44-45**

SEE PAGES 4 AND 5 FOR COLOUR OPTIONS



MEETS BS 4680:1996 excluding size specification


For further details please request a Pod Brochure from your Probe dealer.



Even the standard locks feature a massive 3000 serial combinations - all exclusive to Probe.



The Hasp & Staple allows padlock fitting. Shank diameter: min 6mm, max 7mm (Padlock sold separately).



A simple and effective 4 digit combination lock.

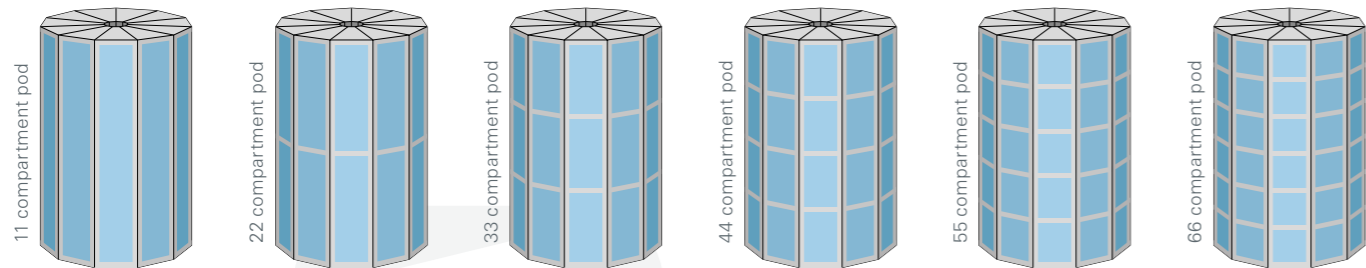


OPTIONAL SLOPING CANOPY
Prevents accumulation of rubbish. 200mm high.

ADDITIONAL VENTILATION
For those applications where increased ventilation or visibility is desired.



OPTION 360° ROTATING BASE
This unique option allows the Locker Pod to be easily rotated through 360° allowing Pods to be positioned closer together giving even more space. Incorporating inertia braking system. Add 100mm to height of Locker Pod.



FEATURES & BENEFITS

These unique Locker Pods from Probe Storage are designed to maximise compartment numbers in your locker room



FEATURES & BENEFITS

Strong robust construction providing many years of service



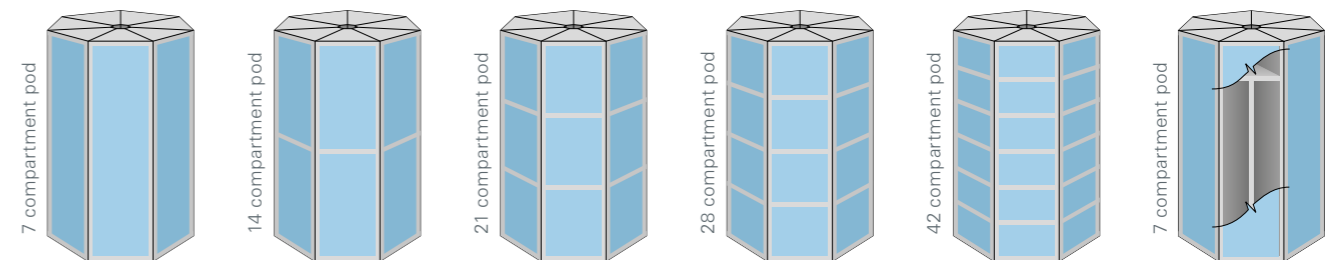
FEATURES & BENEFITS

Four locking styles available to suit your individual needs



FEATURES & BENEFITS

Available in 6 exciting door colours with a stylish silver body to brighten up your staff rooms



CLEAN & DIRTY
Inc. top shelf & central divider




Patent pending

Patent pending

LOCKER ACCESSORIES

LOCKER STANDS

Lockers are often used in areas where floors need frequent cleaning. Locker Stands provide maximum floor access. These Stands are manufactured to the same exacting standards as Probe lockers using 25mm square tube, all with adjustable feet. Available to suit any number of lockers.



LOCKER SEATS & STANDS

Two hardwood slats and metal framework form a bench seat in front of the locker, allowing full access to the locker. All units come complete with adjustable levelling feet.



ADDITIONAL SLOPING TOP

The additional sloping top is retro fit and prevents the accumulation of rubbish. This sloping top is available on all standard lockers.



OPTIONAL SLOPING TOP

Please request when ordering.

The optional sloping top, prevents the accumulation of rubbish and is available, on all standard 1780mm high lockers, at an additional cost.



DOUBLE COAT HOOK



HANGING RAIL



CAPTIVE HANGER



BENCH SEAT

Freestanding Bench Seats are fitted with three hardwood slats. Frames robustly made from 38mm square tube and are offered in lengths of 610mm, 915mm, 1220mm and 1525mm.

A full range of Probe cloakroom equipment is available.

CLEAR ENTRY DIMENSIONS


NOMINAL CLEAR ENTRY WIDTHS

Clear entry width = locker width minus 64mm

LOCKER WIDTH	LOCKER WIDTH	LOCKER WIDTH
305mm	380mm	460mm
CLEAR ENTRY 241mm	CLEAR ENTRY 316mm	CLEAR ENTRY 396mm



Allow up to 2.5mm per locker for horizontal creep



All sizes contained within this brochure are nominal. We reserve the right to alter design and specification of any product within this brochure without prior consent.



PROBE FIREZERO

Probe Steel Products are fire tested and approved in line with European Standard - EN 13501-1: 2007 +A1: 2009

MEETS BS 4680:1996
excluding size specification



MATERIALS

SECTIONS	STEEL	CONSTRUCTION
SIDES	0.7 mm cold rolled mild steel, specialist powder coated	Riveted
TOPS	0.7 mm cold rolled mild steel, specialist powder coated	Riveted
BASE	0.7 mm cold rolled mild steel, specialist powder coated	Riveted
BACKS	0.7 mm cold rolled mild steel, specialist powder coated	Riveted
SHELVES	0.7 mm cold rolled mild steel, specialist powder coated	Riveted
FRONT FRAME	0.9 mm cold rolled mild steel, specialist powder coated	Formed, welded then riveted to body
DOORS	0.9 mm cold rolled mild steel, specialist powder coated	All-round strengthened edge to form open box section with reinforcement

COATING

ALL STEEL SECTIONS ARE COATED WITH ACTIVECOAT ANTI-BACTERIAL POWDER COATING

ACTIVECOAT



- ✓ 99.9% REDUCTION OF E-COLI & MRSA SUPER BUG
- ✓ INDEPENDENTLY TESTED
- ✓ 100% SAFE TO HUMANS
- ✓ EFFECTIVE FOR THE LIFE OF THE COATING
- ✓ ACTIVECOAT IS AVAILABLE IN ALL PROBE COLOURS

- ✗ ASPERGILLUS NIGER
- ✗ STAPHYLOCOCCUS AUREUS (MRSA Super Bug)
- ✗ PSEUDOMONAS AERUGINOSA
- ✗ STREPTOCOCCUS
- ✗ ESCHERICHIA COLI (E-coli)

ACTIVECOAT is a new, hard wearing, patent-protected powder coating containing elemental Silver ionically bonded into a bio-compatible ceramic material known as a Zeolite. This impedes the growth and migration of potentially harmful bacteria, mould, fungi, algae and more reducing the risk of cross-contamination from surface to surface. Especially suitable where stringent hygiene standards are required, such as health care, educational, catering and retail changing rooms.

MICROBIOLOGICAL TESTING

ACTIVECOAT has been tested by an Internationally recognised microbiological testing laboratory for antibacterial performance, against the most widely encountered and problematic organisms including the **MRSA Super bug** and **E-coli**. These micro-organisms suffered a **99.9%** reduction in population.

THE EFFECTIVE LIFE OF ACTIVECOAT

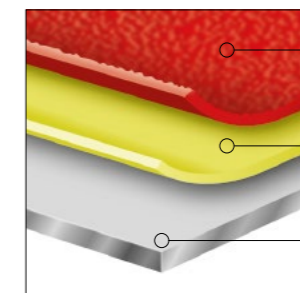
Unlike anti-bacterial sprays and chemical disinfectant which rely on repeated use **ACTIVECOAT** contains anti-bacterial agents uniformly distributed throughout the coating therefore antimicrobial efficacy will continue for the life of the coating.

PROBE PRODUCTS

All Probe products come as standard with **ACTIVECOAT** anti-bacterial powder coating. In addition, all plastic components used in the manufacture of Probe products incorporate a silver based anti-bacterial agent.

ANTIMICROBIAL TECHNOLOGY

- THE BIOMASTER IONS INTERRUPT ENZYME PRODUCTION **STOPPING THE CELL PRODUCING ENERGY**
- BIOMASTER INTERRUPTS THE CELLS DNA **PREVENTING REPLICATION**
- BIOMASTER BINDS TO THE CELL WALL **PREVENTING GROWTH**



ACTIVECOAT
The hard wearing anti-bacterial powder coating for the most stringent hygienic environment.

IRON PHOSPHATE KEY COAT
This anti-rust, key coat bonds to the steel in readiness for the final active coating.

PREPARED STEEL SURFACE
Chemical cleaning ensures an ideal surface for further coatings.

DRY ENVIRONMENT LOCKS

WET ENVIRONMENT LOCKS



These locks are suitable for wet environments and are available on both **ULTRABOX** Plastic lockers and **ZENBOX** Aluminium lockers.

*Included in locker price. Request lock type at time of ordering.

SAFE AND SECURE BY DESIGN



TYPE A PROBE CAM LOCK*

Even the standard lock has a micro sprung 10 disc lock featuring a massive 3000 serial combinations - all exclusive to Probe. Two keys are included with each standard lock.



TYPE B HASP AND STAPLE*

Attractive design allowing easy use of padlock fitting. Shank diameter maximum 7mm and minimum 5mm. Padlock sold separately.

REPLACEMENT HASP & STAPLE

This Hasp & Staple is available to purchase separately if you need to change your existing lock.



TYPE C RADIAL PIN LOCK - 10,000 COMBINATIONS

This Radial Pin Lock is designed for greater levels of security. Two keys are included with each lock.



TYPE K-W RE-PROGRAMMABLE COMBINATION LOCK TYPE K-W

Extremely tough and fits existing Probe metal or SGL doors. Re-programmable and easy to operate. 10,000 possible combinations, set and easily changed by users using Override Key, sold separately.



TYPE P NEW RE-PROGRAMMABLE COMBINATION LOCK

User Re-programmable
An effective 4 digit code combination lock with 10,000 possible combinations, making losing keys a thing of the past. Suitable for multi user applications. Master override key sold separately.



ULTRABOX®



Also available as an option on **ZENBOX** Aluminium lockers



TYPE 3 PROBE CAM LOCK*

Even the standard lock has a micro sprung 10 disc lock featuring a massive 3000 serial combinations - all exclusive to Probe. Two keys are included with each standard lock.



TYPE 2 HASP AND STAPLE*

Attractive design allowing easy use of padlock fitting. Shank diameter maximum 7mm and minimum 5mm. Padlock sold separately.


REPLACEMENT HASP & STAPLE

This Hasp & Staple is available to purchase separately if you need to change your existing lock.



TYPE 11 NEW RE-PROGRAMMABLE COMBINATION LOCK

User Re-programmable
An effective 4 digit code combination lock with 10,000 possible combinations, making losing keys a thing of the past. Suitable for multi user applications. Master override key sold separately.



TYPE L DIGITAL COMBINATION LOCK 40,000 COMBINATIONS

- Emergency access using service key
- Simple to program
- Batteries last up to 50,000 operations
- Single user supplied as standard
- Multi user option available (specify when ordering)
- **CAN BE USED HORIZONTALLY** Subject to minimum order quantity. Specify when ordering.



TYPE M THE RFID KEYLESS DIGITAL COMBINATION LOCK

This lock provides contact less RFID locking and can be used independently or paired with existing wireless systems. Simple to upgrade existing installations and compatible with most wireless standards including RFID and NFC, the lock comes with a wide range of accessories and options.

CAN BE USED HORIZONTALLY Subject to minimum order quantity. Specify when ordering.



TYPE H-£1 DUAL COIN/TOKEN RETURN/RETAIN

These locks are available with coin denominations £/€ or tokens, for either return or retain.



TYPE 6 DIGITAL COMBINATION LOCK 40,000 COMBINATIONS

- Emergency access using service key
- Simple to program
- Batteries last up to 50,000 operations
- Single user supplied as standard
- Multi user option available (specify when ordering)
- **CAN BE USED HORIZONTALLY** Subject to minimum order quantity. Specify when ordering.



TYPE 10 THE RFID KEYLESS DIGITAL COMBINATION LOCK

This lock provides contact less RFID locking and can be used independently or paired with existing wireless systems. Simple to upgrade existing installations and compatible with most wireless standards including RFID and NFC, the lock comes with a wide range of accessories and options.

CAN BE USED HORIZONTALLY Subject to minimum order quantity. Specify when ordering.



TYPE 8 WET WATERPROOF COIN/TOKEN - RETURN/RETAIN

These Waterproof and Chlorine resistant locks are available with coin denominations £/€ or tokens, for either return or retain.

- **WATERPROOF**
- **CHLORINE RESISTANT**



Images may differ from items supplied, functions will be equivalent. We reserve the right to alter the design and specification of any product on this page without prior consent.

Images may differ from items supplied, functions will be equivalent. We reserve the right to alter the design and specification of any product on this page without prior consent.