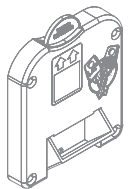
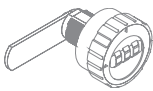
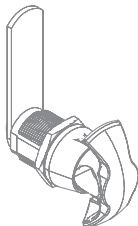
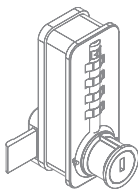




Be™ lodges - 800 wide (31.5"), 440mm (17.3") deep		Price Group 41
code	description	height mm
BELD1X	Be™ Full door lockers with no power supply	1163 (45.8")
BELD1UKP	Be™ Full door lockers with built in UK power outlet	1163 (45.8")
BELD1UKUSB	Be™ Full door lockers with built in UK USB outlet	1163 (45.8")
BELD2X	Be™ Half door lockers with no power supply	1163 (45.8")
BELD2UKP	Be™ Half door lockers with built in UK power outlet	1163 (45.8")
BELD2UKUSB	Be™ Half door lockers with built in UK USB outlet	1163 (45.8")
BELD3X	Be™ Feature door lockers with no power supply	1163 (45.8")
BELD3UKP	Be™ Feature door lockers with built in UK power outlet	1163 (45.8")
BELD3UKUSB	Be™ Feature door lockers with built in UK USB outlet	1163 (45.8")
BELD4X	Be™ Full door lockers with no power supply	1543 (60.7)
BELD4UKP	Be™ Full door lockers with built in UK power outlet	1543 (60.7)
BELD4UKUSB	Be™ Full door lockers with built in UK USB outlet	1543 (60.7)
BELD5X	Be™ Half door lockers with no power supply	1543 (60.7)
BELD5UKP	Be™ Half door lockers with built in UK power outlet	1543 (60.7)
BELD2UKUSB	Be™ Half door lockers with built in UK USB outlet	1543 (60.7)
BELD6X	Be™ Feature door lockers with no power supply	1543 (60.7)
BELD6UKP	Be™ Feature door lockers with built in UK power outlet	1543 (60.7)
BELD6UKUSB	Feature door lockers with built in UK USB outlet	1543 (60.7)

All lodges are available in two colours which must be laid out as a default and secondary colour i.e ba5bp5 (traffic white with azure), the default always refers to the carcass.
 Feature doors – the default colour refers to carcass and half the doors, the secondary refers to the other half starting from bottom left (see BELD6X above). Feature doors must specify 2 colours.
 Half doors and full doors refer to the default as the carcass and the secondary as the doors (see BELD2X above)
 If only one colour is requested for full doors and half doors it must be presented as follows: ba5ba5 with the same colour repeated.
 When selected, power supplies will be packed inside the carcass and will require the customer to fit them.
 Lodges come with levelling feet as standard (+10mm & -8mm height adjustment).

description	feature	benefit	Warranty Period	2 Door BLF	LateralFile™ Lodges (doors only)	Drawer BLF	Flipper BLF	2 Door SYS	Drawer SYS	Flipper SYS	Pedestal BIP	Pedestal Note™	MonoBloc™	CLK	SystemFile™ Lodge	Be Lodges		
 <p>coin return lock</p>	<ul style="list-style-type: none"> Full wet area tested High quality brass pin tumbler barrel High strength nickel silver key Coin return tray as standard Escutcheon available Comprehensive range of coins or tokens Industry standard footprint 	<p>For primary use in personal lockers sited in wet or dry area "open access" environments, this coinlock can be specified to operate with a comprehensive range of coins or tokens and encourages the user to return their key and therefore release the locker for use by others.</p>	5 years												✓			
 <p>plastic locker combination lock</p>	<ul style="list-style-type: none"> Compact 3 digit mechanical combination lock with simple code change and code finding functions. 3 wheeled programmable combination lock, code find capability by using a shim Low cost option 	<p>It has industry standard panel piercing size and is suitable for panel widths of up to 12mm.</p> <ul style="list-style-type: none"> Body size: 44mm diameter 20mm body, fitted with cam 7240853 locked at 9:00, cranked away. 90 degree clockwise movement 	5 years									✓	✓					
 <p>latch lock</p>	<ul style="list-style-type: none"> Latch Lock for many applications Uses 6-7mm hasp padlock Handle turns freely with padlock in place Cam cannot be turned with padlock in place Push in handle to engage cam motion 90° Engaged movement Optional cam specification Chrome finish Attractive size Padlock not included 	<p>Locker Latch Lock REF: 4428-702</p> <ul style="list-style-type: none"> Low cost option Please note; this lock does not include pad lock Commonly used on locker units - person can bring own padlock to secure unit 	5 years									✓	✓					
 <p>M1 (mechanical combination lock)</p>	<ul style="list-style-type: none"> Automatic 0000 scramble feature to hide users code once opened Management key over ride Established product and comprehensive applications available (cams, bolts, locking rods, sliding door). European sourced - Delivery TBC Available in horizontal and vertical orientations 		2 years	✓							*	*			✓			
 <p>E4 Digital Combination Lock</p>	<ul style="list-style-type: none"> Keypad operation Brushed Nickel Finish Visible and auditable indicators 	<ul style="list-style-type: none"> Benefits are Simple Installation Customisable settings 	3 years	✓											✓	✓	✓	✓
 <p>RF1 RFID Lock</p>	<ul style="list-style-type: none"> Brushed Nickel Finish Visible and auditable indicators Manage with electronic keys or mobile device 	<ul style="list-style-type: none"> Simple Installation Customisable settings 	3 years	✓														✓

* Needs to be flush front doors