

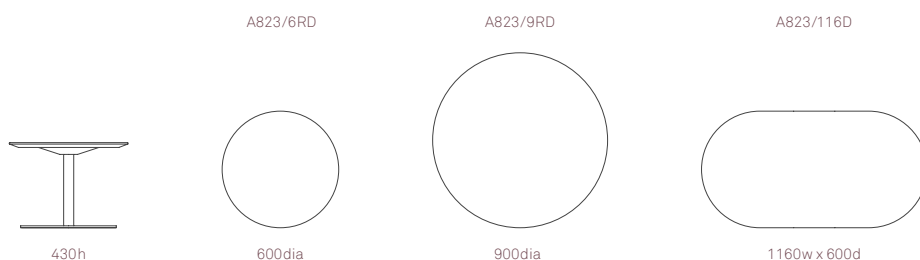


## Lola Tables

Design by Wolfgang C R Mezger

Lola is a seductive, curving and shapely, yet strong and dependable collection designed as a contemporary, visually lighter alternative to the linear forms typically used in corporate environments.

Lola will work equally well in corporate atria, executive lounge areas, airport lounges or informal meeting areas and breakout spaces.



## Design Wolfgang C. R. Mezger

Working for a host of international clients, Mezger has received more than 50 Design Awards such as Best of NeoCon, Good Design and Red Dot.

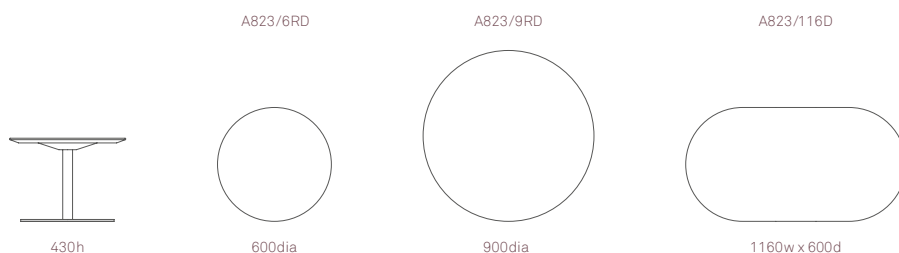
### Standard Features

(\* - Selected models only)  
25mm laminate faced mdf core top with a clear finish edge profile\*  
25mm MFC tops\*  
Steel pedestal base  
Plastic glides

### Optional Features

Range of top shapes including: circular and D-ended  
Edge reference 11 or 69

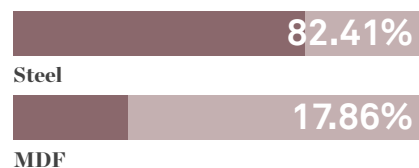
## Dimensions



## Environmental Performance

### Material Content

Components are constructed of the following



### Recycled Content

Contains up to 13.5% of Recycled Material



### Recyclability

The range is 100% recyclable

**100%**

## Finish Options

Steel pedestal base available in Polished Chrome

Laminate tops featuring a Reference 37 or 11 edge profile can be stained or coloured.


Table tops are available in a range of laminate and MFC finishes from the Allermuir standard collection.

### Standard Metal Finishes



Polished Chrome

### Standard MFC Finishes



Highland Oak



English Oak



Maple



Beech



White




Autumn

### Colour Washes based on Beech



White as Snow Wash




Back to Black Wash



Slate Grey Wash



Smoke Grey Wash



Vintage Red Wash




Ruby Red Wash




Fern Green Wash



Peacock Green Wash



Blue Skies



Sapphire Blue Wash




Orange Crush Wash



Mellow Yellow Wash



Nut Brown Wash



Turtle Dove Wash



Sherbert Yellow Wash



Blush Pink Wash

### Wood Stains based on Beech



Clear



White Oak



Mahogany



American Walnut



Dark Walnut



Wenge

### Edge References



Ref Group Number 37  
25mm MDF core, specified laminate face & counterbalance with 50mm chamfered edge, clear lacquered.



Ref Group Number 69  
25mm MFC.



Ref Group Number 11  
25mm MDF core, specified laminate face and counterbalance with convex edge, as standard.